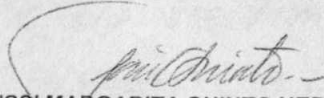


E.S.E. HOSPITAL DEPARTAMENTAL SAN ANTONIO DE PITALITO
EJECUCION PRESUPUESTAL DE INGRESOS AL 31 DE DICIEMBRE DE 2013

CODIGO	DENOMINACION	PRESUPUESTO					RECONOCIMIENTOS			RECAUDOS			SALDO DE APROPIACION	CUENTAS POR COBRAR	
		TRASLADOS			MODIFICACIONES		DEFINITIVO	MESES ANTERIORES	MES	TOTAL	MESES ANTERIORES	MES			TOTAL
		INICIAL	CREDITO	CONTRAC	CREDITO	CONTRACRE									
	DISPONIBILIDAD INICIAL				313.806.090		313.806.090				313.806.090			0	0
1000000	INGRESOS CORRIENTES	45.477.599.848	0	0	7.599.955.270	0	53.077.555.118	54.434.569.361	4.622.075.223	59.056.644.584	33.657.325.539	8.410.498.731	42.067.824.270	-5.979.089.466	16.988.820.314
1100000	INGRESOS DE EXPLOTACION	45.477.599.848	0	0	7.599.955.270	0	53.077.555.118	54.434.569.361	4.622.075.223	59.056.644.584	33.657.325.539	8.410.498.731	42.067.824.270	-5.979.089.466	16.988.820.314
1110000	VENTA DE SERVICIOS	33.562.002.468	0	0	5.000.000.000	0	38.562.002.468	41.853.723.852	3.349.410.593	45.203.134.445	21.076.480.030	7.137.834.101	28.214.314.131	-6.641.131.977	16.988.820.314
1111000	ARS - Regimen Subsidiado	20.531.741.758	0		4.125.874.779		24.657.616.537	29.629.428.322	2.287.283.455	31.916.711.777	15.363.586.238	4.766.086.376	20.129.672.614	-7.259.095.240	11.787.039.163
1112000	EPS - Regimen Contributivo	2.717.557.426			150.000.000		2.867.557.426	3.574.989.002	348.589.338	3.923.578.340	1.172.162.708	780.601.953	1.952.764.661	-1.056.020.914	1.970.813.679
1113000	SUBS. OFER. ATEN. VINCUL.	5.443.951.081	0	0	0	0	5.443.951.081	1.848.508.123	219.662.007	2.068.170.130	1.110.697.038	672.129.651	1.782.826.689	3.375.780.951	285.343.441
1113001	Prestación de servicios	4.341.160.359			0		4.341.160.359	1.001.838.748	143.234.241	1.145.072.989	368.593.097	579.152.247	947.745.344	3.196.087.370	197.327.645
1113002	SGP - Aportes Patronales	755.598.222					755.598.222	689.110.465	62.379.650	751.490.115	689.110.465	62.379.650	751.490.115	4.108.107	0
1113003	Atención Vincula otros Munic y Dptos	347.192.500					347.192.500	157.558.910	14.048.116	171.607.026	52.993.476	30.597.754	83.591.230	175.585.474	88.015.796
1114000	DEMÁS PAGADORES	4.793.892.039	0	0	655.000.000	0	5.448.892.039	6.602.154.820	477.291.981	7.079.446.801	3.231.390.461	902.432.309	4.133.822.770	-1.630.554.762	2.945.624.031
1114001	Fosyga-ECAT	537.798.840			0		537.798.840	582.819.638	37.107.370	619.927.008	132.494.042	18.609.021	151.103.063	-82.128.168	468.823.945
1114002	IPS Privadas	93.616.630			50.000.000		143.616.630	600.884.956	24.753.777	625.638.733	99.266.337	82.057.911	181.324.248	-482.022.103	444.314.485
1114003	IPS Públicas	6.936.453					6.936.453	13.703.348	2.574.300	16.277.648	1.780.095	5.404.973	7.185.068	-9.341.195	9.092.580
1114004	Compañías de seguros-Accidente	2.851.048.629			295.000.000		3.146.048.629	3.303.008.676	230.545.214	3.533.553.890	1.898.249.889	436.186.033	2.334.435.922	-387.505.261	1.199.117.968
1114005	Entidades Regimen Especial	856.008.209	0	0	35.000.000	0	891.008.209	1.082.647.503	96.994.904	1.179.642.407	458.384.004	169.445.765	627.829.769	-288.634.198	551.812.638
1114006	Participación Outsourcing UCI 15%	28.909.359	0	0	275.000.000	0	303.909.359	693.199.145	55.191.068	748.390.213	315.324.540	160.603.258	475.927.798	-444.480.854	272.462.415
1114007	Usuarios Vinculados-Cuotas de Recupe	146.833.472			0	0	146.833.472	42.672.151	1.325.629	43.997.780	42.672.151	1.325.629	43.997.780	102.835.692	0
1114008	Particulares	152.178.231			0	0	152.178.231	129.073.324	11.024.440	140.097.764	129.073.324	11.024.440	140.097.764	12.080.467	0
1114009	Copagos, Cuotas M otros Usuarios	120.562.216					120.562.216	154.146.079	17.775.279	171.921.358	154.146.079	17.775.279	171.921.358	-51.359.142	0
1115000	VENTA DE OTROS BIENES Y SERVICIO	74.860.164	0	0	69.125.221	0	143.985.385	198.643.585	16.583.812	215.227.397	198.643.585	16.583.812	215.227.397	-71.242.012	0
1150001	Comercialización de Mercancías	35.434.657					35.434.657	33.263.460	2.557.063	35.820.523	33.263.460	2.557.063	35.820.523	-385.866	0
1150002	Otros Ing. De Explotación	39.425.507	0		69.125.221		108.550.728	165.380.125	14.026.749	179.406.874	165.380.125	14.026.749	179.406.874	-70.856.146	0
1160000	OTROS INGRESO DE EXPLOTACION	11.915.597.380			2.599.955.270		14.515.552.650	12.580.845.509	1.272.664.630	13.853.510.139	12.580.845.509	1.272.664.630	13.853.510.139	662.042.511	0
1160001	Cuentas por Cobrar vigencia anterior	11.915.597.380			2.599.955.270		14.515.552.650	12.580.845.509	1.272.664.630	13.853.510.139	12.580.845.509	1.272.664.630	13.853.510.139	662.042.511	0
1200000	APORTES	0	0	0	3.111.000.000	0	3.111.000.000	1.601.000.000	1.510.000.000	3.111.000.000	1.601.000.000	735.000.000	2.336.000.000	0	775.000.000
1210000	APORTES DE LA NACION	0	0	0	80.000.000	0	80.000.000	40.000.000	40.000.000	80.000.000	40.000.000	0	40.000.000	0	40.000.000
1213000	Otros Aportes Nacionales	0	0	0	80.000.000	0	80.000.000	40.000.000	40.000.000	80.000.000	40.000.000	0	40.000.000	0	40.000.000
1213001	Cuentas por Cobrar Apor. Nales						0	0			0			0	0
1213002	CI-061 Ambulancia Medicalizada				80.000.000		80.000.000	40.000.000	40.000.000	80.000.000	40.000.000	0	40.000.000	0	40.000.000
1220000	APORTES DEPARTAMENTALES	0	0	0	3.031.000.000	0	3.031.000.000	1.561.000.000	1.470.000.000	3.031.000.000	1.561.000.000	735.000.000	2.296.000.000	0	735.000.000
1220001	C.I.077.Ampliación y Remodelación Urgencias				1.050.000.000	0	1.050.000.000	1.050.000.000		1.050.000.000	1.050.000.000		1.050.000.000	0	0
1220002	CI - 061 Ambulancia Medicalizada				70.000.000		70.000.000	70.000.000		70.000.000	70.000.000		70.000.000	0	0
1220003	C.I.0621 Estrategia de prev.de Enferme				141.000.000		141.000.000	141.000.000		141.000.000	141.000.000		141.000.000	0	0
1220004	C.I.105 Inst. y Mante. Agua Caliente Energia solar				300.000.000		300.000.000	300.000.000		300.000.000	300.000.000		300.000.000	0	0
1220005	C.I.266 Dotación de equipos medicos y biomedicos				1.470.000.000		1.470.000.000		1.470.000.000	1.470.000.000		735.000.000	735.000.000		735.000.000
1400000	INGRESOS DE CAPITAL	716.741.788	0	0	0	0	716.741.788	799.384.466	160.877.914	960.262.380	799.384.466	160.877.914	960.262.380	-243.520.592	0
1400001	Recuperación cartera-mayor 360 días	715.958.604					715.958.604	797.687.283	159.259.784	956.947.067	797.687.283	159.259.784	956.947.067	-240.988.463	0
1400004	Rendimientos Financieros	783.184					783.184	1.697.183	1.618.130	3.315.313	1.697.183	1.618.130	3.315.313	-2.532.129	0
	TOTAL	46.194.341.636	0	0	11.024.761.360	0	57.219.102.996	57.148.759.917	6.292.953.137	63.441.713.054	36.371.516.095	9.306.376.645	45.677.892.740	-6.222.610.058	17.763.820.314


ISSI MARGARITA QUINTO HERRERA
 GERENTE (E)


CAROLINA CALDERON VALDERRAMA
 SUBGERENTE ADMINISTRATIVO Y FINANCIERO


EDGAR YOBANNY DORADO DAZA
 TECNICO ADMINISTRATIVO - PRESUPUESTO

E.S.E. HOSPITAL DEPARTAMENTAL SAN ANTONIO DE PITALITO

EJECUCION PRESUPUESTAL DE EGRESOS AL 31 DE DICIEMBRE DE 2013

CODIGO	DENOMINACION	PRESUPUESTO					COMPROMISOS			OBLIGACIONES			PAGOS			SALDO DE APROPIACION	CUENTAS POR PAGAR	
		INICIAL	TRASLADOS		MODIFICACIONES		DEFINITIVO	MESES ANTERIORES	MES	TOTAL	MESES ANTERIORES	MES	TOTAL	MESES ANTERIORES	MES			TOTAL
			CREDITO	CONTRACRE	CREDITO	CONTRAC												
A	GASTOS DE FUNCIONAMIENTO	45.644.341.636	3.822.779.324	3.421.606.324	7.599.955.270	0	53.645.469.906	48.975.651.553	1.139.205.026	50.114.856.579	45.611.115.979	4.503.740.600	50.114.856.579	34.577.594.992	6.197.199.243	40.774.794.235	3.530.613.327	6.271.669.675
1000000	GASTOS DE PERSONAL	21.230.557.353	1.760.000	899.665.244	4.840.000.000	0	25.172.652.109	24.347.252.007	309.446.346	24.656.698.353	22.552.810.576	2.103.887.777	24.656.698.353	20.754.817.424	2.331.527.018	23.086.344.442	515.953.756	1.570.353.911
1010000	GASTOS DE ADMINISTRACION	4.062.231.693	1.760.000	319.815.128	440.000.000	0	4.184.176.565	3.961.314.691	131.558.304	4.092.872.995	3.698.447.932	394.425.063	4.092.872.995	3.463.822.846	414.270.566	3.878.093.412	91.303.570	214.779.583
1010100	SERV. PER.ASOC. A NOMINA	876.405.667	1.760.000	15.500.000	0	0	862.665.667	718.391.763	123.711.645	842.103.408	718.391.763	123.711.645	842.103.408	718.391.763	123.711.645	842.103.408	20.562.259	0
1010101	SUELDOS	631.711.393	0	0	0	0	631.711.393	575.078.236	52.454.864	627.533.100	575.078.236	52.454.864	627.533.100	575.078.236	52.454.864	627.533.100	4.178.293	0
1010102	REC.NOSCT. Y FESTIVOS	9.747.776	0	2.500.000	0	0	7.247.776	5.245.958	1.165.700	6.411.728	5.245.958	1.165.700	6.411.728	5.245.958	1.165.700	6.411.728	836.048	0
	OTROS	234.946.498	1.760.000	13.000.000	0	0	223.706.498	138.067.569	70.091.011	208.158.580	138.067.569	70.091.011	208.158.580	138.067.569	70.091.011	208.158.580	15.547.918	0
1010104	INDEMN. VACACIONES	10.300.000	0	0	0	0	10.300.000	0	0	0	0	0	0	0	0	0	10.300.000	0
1010105	GASTOS DE REPRESENTACION	24.775.877	0	0	0	0	24.775.877	19.392.207	1.762.928	21.155.135	19.392.207	1.762.928	21.155.135	19.392.207	1.762.928	21.155.135	3.620.742	0
1010106	PRIMA DE VACACIONES	30.259.812	0	0	0	0	30.259.812	26.242.598	4.017.214	30.259.812	26.242.598	4.017.214	30.259.812	26.242.598	4.017.214	30.259.812	0	0
1010107	INCR. VACACIONES	4.262.391	0	0	0	0	4.262.391	4.032.622	229.769	4.262.391	4.032.622	229.769	4.262.391	4.032.622	229.769	4.262.391	0	0
1010108	BON. POR SERV. PREST.	20.861.860	0	0	0	0	20.861.860	18.943.382	1.918.478	20.861.860	18.943.382	1.918.478	20.861.860	18.943.382	1.918.478	20.861.860	0	0
1010109	BON. ESPECIAL DE RECREACION	3.509.508	0	0	0	0	3.509.508	3.127.680	381.828	3.509.508	3.127.680	381.828	3.509.508	3.127.680	381.828	3.509.508	0	0
1010110	PRIMA DE SERVICIOS	58.098.839	0	10.000.000	0	0	48.098.839	47.362.554	47.362.554	47.362.554	47.362.554	0	47.362.554	47.362.554	0	47.362.554	736.285	0
1010111	PRIMA DE NAVIDAD	63.041.275	0	3.000.000	0	0	60.041.275	60.026.524	60.026.524	60.026.524	0	60.026.524	60,026.524	60,026.524	0	60,026.524	14.751	0
1010112	SUBSIDIO ALIMENTACION	7.877.016	680.000	0	0	0	8.557.016	7.507.166	694.420	8.201.586	7.507.166	694.420	8.201.586	7.507.166	694.420	8.201.586	355.430	0
1010113	AUXILIO DE TRANSPORTE	11.959.920	1.080.000	0	0	0	13.039.920	11.459.360	1.059.850	12.519.210	11.459.360	1.059.850	12.519.210	11.459.360	1.059.850	12.519.210	520.710	0
1010200	SERVICIOS PERSONALES INDIRECTOS	2.489.764.059	0	138.296.988	440.000.000	0	2.791.467.011	2.749.365.150	-17.178.107	2.732.187.043	2.486.498.391	245.688.652	2.732.187.043	2.258.526.411	264.517.323	2.523.043.734	59.280.028	209.143.309
1010201	APRENDICES DEL SENA	18.296.988	0	18.296.988	0	0	18.296.988	0	0	0	0	0	0	0	0	0	0	0
1010202	HONORARIOS	303.719.049	0	120.000.000	0	0	183.719.049	152.728.000	-3.963.235	148.764.765	122.932.000	25.832.765	148.764.765	110.204.000	26.560.765	136.764.765	34.954.284	12.000.000
1010203	REMUNERACION SERV. TEC.	2.167.748.022	0	0	440.000.000	0	2.607.748.022	2.596.637.150	-13.214.872	2.583.422.278	2.363.566.391	219.855.887	2.583.422.278	2.148.322.411	237.956.558	2.386.278.959	24.325.274	197.143.309
010300	CONTRIBUCION NOMINA SECTOR PRIV	131.171.152	0	21.000.000	0	0	110.171.152	97.069.018	8.647.706	105.716.724	97.069.018	8.647.706	105.716.724	94.112.082	9.099.631	103.211.713	4.454.428	2.505.011
	SIN SITUACION DE FONDOS	74.405.871	0	0	0	0	74.405.871	67.858.639	6.142.695	74.001.334	67.858.639	6.142.695	74.001.334	67,858.639	6,142.695	74,001.334	404.537	0
1010301	FONDO DE PENSIONES	38.699.235	0	0	0	0	38.699.235	35.293.954	3.194.877	38.488.831	35.293.954	3.194.877	38.488.831	35,293.954	3,194.877	38,488.831	210.404	0
1010302	EPS	35.706.636	0	0	0	0	35.706.636	32.564.685	2.947.818	35.512.503	32.564.685	2.947.818	35.512.503	32,564.685	2,947.818	35,512.503	194.133	0
	CON SITUACION DE FONDOS	56.765.281	0	21.000.000	0	0	35.765.281	29.210.379	2.505.011	31.715.390	29,210.379	2,505.011	31,715.390	26,253.443	2,956.936	29,210.379	4.049.891	2.505.011
1010303	CAJA DE COMPENSACION FAMILIAR	35.156.865	0	0	0	0	35.156.865	28.975.479	2.505.011	31.480.900	28,975.479	2,505.011	31,480.900	26,018.543	2,956.936	28,975.479	3.676.375	2.505.011
1010304	PAGO APORTES PATRONALES	21.608.416	0	21.000.000	0	0	608.416	234.900	234.900	234.900	234.900	0	234.900	234.900	0	234.900	373.516	0
010400	CONTRIBUCION NOMINA SECTOR PUBL	204.391.443	0	0	0	0	204.391.443	181.007.528	16.377.060	197.384.588	181.007.528	16.377.060	197.384.588	177,311.358	16,941.967	194,253.325	7.006.855	3.131.263
	SIN SITUACION DE FONDOS	160.445.362	0	0	0	0	160.445.362	146.324.257	13.245.797	159.570.054	146,324.257	13,245.797	159,570.054	146,324.257	13,245.797	159,570.054	875.308	0
1010401	FONDO DE CESANTIAS	70.768.437	0	0	0	0	70.768.437	64.538.326	5.842.367	70.380.693	64,538.326	5,842.367	70,380.693	64,538.326	5,842.367	70,380.693	387.744	0
1010402	FONDO DE PENSIONES	47.148.045	0	0	0	0	47.148.045	42.999.319	3.892.387	46.891.706	42,999.319	3,892.387	46,891.706	42,999.319	3,892.387	46,891.706	256.339	0
1010403	EPS	25.101.874	0	0	0	0	25.101.874	24.965.398	2.072.326	24.965.398	22,893.072	2,072.326	24,965.398	22,893.072	2,072.326	24,965.398	136.476	0
1010404	RIESGO PROF. ARP	17.427.006	0	0	0	0	17.427.006	15.893.540	1.438.717	17.332.257	15,893.540	1,438.717	17,332.257	15,893.540	1,438.717	17,332.257	94.749	0
	CON SITUACION DE FONDOS	43.946.081	0	0	0	0	43.946.081	34.683.271	3.131.263	37.814.534	34,683.271	3,131.263	37,814.534	30,987.101	3,696.170	34,683.271	6.131.547	3.131.263
1010405	I.C.B.F.	26.367.649	0	0	0	0	26.367.649	22.679.600	1.878.758	22.679.600	20,800.842	1,878.758	22,679.600	18,583.140	2,217.702	20,800.842	3.686.049	1.878.758
1010406	SENA	17.578.432	0	0	0	0	17.578.432	13.882.429	1.252.505	15.134.934	13,882.429	1,252.505	15,134.934	12,403.961	1,478.468	13,882.429	2.443.498	1.252.505
1010500	CUENTAS POR PAGAR VIG. ANTERIOR	360.499.372	0	145.018.140	0	0	215.481.232	215.481.232	0	215.481.232	215.481.232	0	215.481.232	215,481.232	0	215,481.232	0	0
1010501	CUENTAS POR PAGAR VIG. ANTERIOR	360.499.372	0	145.018.140	0	0	215.481.232	215.481.232	0	215.481.232	215,481.232	0	215,481.232	215,481.232	0	215,481.232	0	0
1020000	GASTOS DE OPERACION	17.168.325.660	0	579.850.116	4.400.000.000	0	20.988.475.544	20.385.937.316	177.888.042	20.563.825.358	18.854.362.644	1.709.462.714	20.563.825.358	17,290.984.578	1,917.256.452	19,208.241.030	424.650.186	1.355.574.328
1020100	SERVICIOS PERSONALES ASOC. NOMIN.	1.987.167.261	0	213.760.000	0	0	1.773.407.261	1.411.924.038	248.744.906	1.660.668.944	1.411.924.038	248.744.906	1.660.668.944	1.411.924.038	248.744.906	1.660.668.944	112.738.317	0
1020101	SUELDOS	1.344.126.294	0	100.000.000	0	0	1.244.126.294	1.079.031.448	95.863.430	1.174.894.878	1.079.031.448	95.863.430	1.174.894.878	1.079.031.448	95.863.430	1.174.894.878	69.231.416	0
1020102	REC NOCT DOMI Y FESTIVOS	268.226.456	0	0	0	0	176.466.456	141.401.078	25.363.769	166.764.847	141,401.078	25,363.769	166,764.847	141,401.078	25,363.769	166,764.847	9.701.609	0
	OTROS	374.814.511	0	22.000.000	0	0	352.814.511	191.491.512	127.517.707	319.009.219	191,491.512	127,517.707	319,009.219	191,491.512	127,517.707	319,009.219	33.805.292	0
1020104	INDEMN. VACACIONES	7.594.809	0	0	0	0	7.594.809	6.322.069	1.937.638	6.259.707	6,322.069	1,937.638	6,259.707	6,322.069	1,937.638	6,259.707	1.335.102	0
020106	PR																	

E.S.E. HOSPITAL DEPARTAMENTAL SAN ANTONIO DE PITALITO


EJECUCION PRESUPUESTAL DE EGRESOS AL 31 DE DICIEMBRE DE 2013


CODIGO	DENOMINACION	PRESUPUESTO						COMPROMISOS			OBLIGACIONES			PAGOS			SALDO DE APROPIACION	CUENTAS POR PAGAR
		INICIAL	TRASLADOS		MODIFICACIONES		DEFINITIVO	MESES ANTERIORES	MES	TOTAL	MESES ANTERIORES	MES	TOTAL	MESES ANTERIORES	MES	TOTAL		
			CREDITO	CONTRACRE	CREDITO	CONTRAC												
	CON SITUACION DE FONDOS	98.679.625		0		0	98.679.625	70.256.929	6.854.937	77.111.866	70.256.929	6.854.937	77.111.866	63.092.299	7.164.630	70.256.929	21.567.759	6.854.937
1020405	I.C.B.F.	59.207.775		0		0	59.207.775	42.166.558	4.112.962	46.279.520	42.166.558	4.112.962	46.279.520	37.867.460	4.299.098	42.166.558	12.928.255	4.112.962
1020406	SENA	39.471.850					39.471.850	28.090.371	2.741.975	30.832.346	28.090.371	2.741.975	30.832.346	25.224.839	2.865.532	28.090.371	8.639.504	2.741.975
1020500	CUENTAS POR PAGAR VIG. ANTERIOR	1.899.648.239		0		0	1.899.648.239	1.533.558.123	1.533.558.123	1.533.558.123	1.533.558.123	1.533.558.123	1.533.558.123	1.533.558.123	1.533.558.123	1.533.558.123	0	0
1020501	CUENTAS POR PAGAR VIG. ANTERIOR	1.899.648.239		0		0	1.899.648.239	1.533.558.123	1.533.558.123	1.533.558.123	1.533.558.123	1.533.558.123	1.533.558.123	1.533.558.123	1.533.558.123	1.533.558.123	0	0
2000000	GASTOS GENERALES	8.863.824.602	1.344.738.068	1.360.729.136	436.928.435	0	9.284.761.969	6.848.861.640	56.430.534	6.905.312.174	6.379.398.404	525.913.770	6.905.312.174	5.466.018.567	846.577.311	6.312.595.878	2.379.449.795	592.716.296
2010000	GASTOS DE ADMINISTRACION	1.734.995.284	282.987.660	354.729.136	253.667.514	0	1.916.921.322	1.219.774.530	62.137.251	1.281.911.781	1.186.255.022	95.656.759	1.281.911.781	1.075.402.399	178.692.045	1.254.094.444	635.009.541	27.817.337
2010100	ADQUISICION DE BIENES	670.951.900	92.740.980	204.729.136		0	558.963.744	340.569.170	3.972.673	344.541.843	335.957.304	8.584.539	344.541.843	272.554.368	60.204.307	332.758.695	214.421.901	11.783.148
2010101	MANTENIMIENTO BIENES	216.275.487	81.740.980	57.000.000		0	241.016.467	74.124.372	665.860	74.790.232	70.012.506	4.777.726	74.790.232	60.984.742	9.250.792	70.235.534	166.226.235	4.554.698
	OTROS	454.676.413	11.000.000	147.729.136		0	317.947.277	266.444.798	3.306.813	269.751.611	265.944.798	3.806.813	269.751.611	211.569.646	50.953.515	262.523.161	48.195.666	7.228.450
2010102	COMPRA DE EQUIPO	121.039.053		69.000.000		0	52.039.053	41.840.999		41.840.999	41.840.999		41.840.999	34.577.999	7.263.000	41.840.999	10.198.054	0
2010103	MATERIALES	144.434.605		39.000.000		0	105.434.605	90.355.376	1.734.200	92.089.576	90.355.376	1.734.200	92.089.576	65.410.319	26.679.257	92.089.576	13.345.029	0
2010104	COMB. Y LUBRICANTES	95.749.864				0	95.749.864	84.964.909	1.494.613	86.459.522	84.464.909	1.994.613	86.459.522	71.703.473	7.527.599	79.231.072	9.290.342	7.228.450
2010105	PAPELERIA	56.580.988		20.000.000		0	36.580.988	24.635.960	78.000	24.713.960	24.635.960	78.000	24.713.960	15.720.328	8.993.632	24.713.960	11.867.028	0
2010106	UTILES DE OFICINA	24.939.604		15.000.000		0	9.939.604	9.542.183		9.542.183	9.542.183		9.542.183	90.031	9.542.183	9.542.183	397.421	0
2010107	ELEMENTOS DE ASEO	11.932.299	11.000.000	4.729.136		0	18.203.165	15.105.371		15.105.371	15.105.371		15.105.371	14.705.375	399.996	15.105.371	3.097.792	0
2010200	ADQUISICION DE SERVICIOS	927.635.006	190.246.680	150.000.000	80.000.000	0	1.047.881.686	576.757.013	58.164.578	634.921.591	547.849.371	87.072.220	634.921.591	500.399.664	118.487.738	618.887.402	412.960.095	16.034.189
2010201	MANTENIMIENTO SERVICIOS	356.680.979	144.124.840	100.000.000		0	400.805.819	87.695.424	-422.100	87.273.324	75.057.886	12.215.438	87.273.324	58.770.878	25.051.084	83.821.962	313.532.495	3.451.362
	OTROS	570.954.027	46.121.840	50.000.000	80.000.000	0	647.075.867	489.061.589	58.586.678	547.648.267	472.791.485	74.856.782	547.648.267	441.628.786	93.436.654	535.065.440	99.421.600	12.582.827
2010202	SERVICIOS PUBLICOS	172.273.338				0	172.273.338	172.273.338		172.273.338	172.273.338		172.273.338	109.884.900	11.811.903	121.676.803	38.023.708	12.582.827
2010203	SEGUROS	106.509.584		17.000.000		0	89.509.584	88.351.319	556.100	88.907.419	88.351.319	556.100	88.907.419	88.351.319	556.100	88.907.419	602.165	0
2010204	IMPRESOS Y PUBLICACIONES	69.921.679		10.000.000		0	59.921.679	46.593.099	1.774.732	48.367.831	46.593.099	5.384.632	48.367.831	29.425.059	18.942.772	48.367.831	11.553.848	0
2010205	COMUNI Y TRANSPORTE	47.486.340		0	0	0	47.486.340	62.073.584	444.803	62.518.387	54.333.886	8.184.501	62.518.387	45.310.644	17.207.743	62.518.387	24.967.953	0
2010206	VIATICOS Y GASTOS DE VIAJE	68.916.171		15.000.000		0	53.916.171	37.962.537	-1.533.139	36.429.398	33.042.391	3.387.367	36.429.398	30.349.510	6.079.888	36.429.398	17.486.773	0
2010207	COMISIONES BANCARIAS	41.406.000	40.000.000		40.000.000		121.406.000	98.709.752	22.696.248	121.406.000	98.709.752	22.696.248	121.406.000	98.709.752	22.696.248	121.406.000	0	0
2010208	CAPACITACION	13.229.971		8.000.000		0	5.229.971			5.229.971			5.229.971			5.229.971	5.229.971	0
2010209	BIENESTAR SOCIAL	49.661.384	6.121.840			0	55.783.224	39.493.952	16.136.000	55.629.952	39.493.952	16.136.000	55.629.952	39.493.952	16.136.000	55.629.952	153.272	0
2010211	GASTOS IMPREVISTOS	1.549.560				0	1.549.560	123.650	6.000	129.650	123.650	6.000	129.650	123.650	6.000	129.650	1.419.910	0
2010300	IMPUESTOS MULTAS INTERESES Y COMIS	8.058.104		0	0	0	8.058.104	430.560		430.560	430.560		430.560	430.560		430.560	7.627.544	0
2010301	IMPUESTOS MULTAS INTERESES Y COM	8.058.104		0	0	0	8.058.104	430.560		430.560	430.560		430.560	430.560		430.560	7.627.544	0
2010500	CUENTAS POR PAGAR VIG. ANTERIOR	128.350.274		0	173.667.514	0	302.017.788	302.017.787	0	302.017.787	302.017.787	0	302.017.787	302.017.787	0	302.017.787	1	0
2010501	CUENTAS POR PAGAR VIG. ANTERIOR	128.350.274		0	173.667.514	0	302.017.788	302.017.787	0	302.017.787	302.017.787	0	302.017.787	302.017.787	0	302.017.787	1	0
2020000	GASTOS DE OPERACION	7.128.829.318	1.061.750.408	1.006.000.000	183.260.921	0	7.367.840.647	5.629.107.110	-5.706.717	5.623.400.393	5.193.143.382	430.257.011	5.623.400.393	4.390.616.168	667.885.266	5.058.501.434	1.744.440.254	564.898.959
2020100	ADQUISICION DE BIENES	2.575.364.456	177.627.600	941.000.000		0	1.811.992.056	1.214.907.337	1.177.411	1.216.084.748	1.145.028.567	71.056.181	1.216.084.748	771.410.977	209.870.406	981.281.383	595.907.308	234.803.365
2020101	MANTENIMIENTO HOSPITALARIO	895.260.697	147.627.600	250.000.000		0	792.888.297	392.078.088	-1.462.947	390.615.141	379.033.121	11.582.020	390.615.141	141.667.127	66.108.229	207.775.356	402.273.156	182.839.785
	OTROS	1.680.103.759	30.000.000	691.000.000		0	1.019.103.759	822.829.249	2.640.358	825.469.607	765.995.446	59.474.161	825.469.607	629.743.850	143.762.177	773.506.027	193.634.152	51.963.580
2020102	COMPRA DE EQUIPO	206.093.685		15.000.000		0	191.093.685	178.378.576	-1	178.378.575	172.259.326	6.119.249	178.378.575	120.299.326	58.079.249	178.378.575	12.715.110	0
2020103	COMPRA EQUIP. MED. QUIRUR.	705.321.649		440.000.000		0	265.321.649	198.012.000	13.920.000	211.932.000	198.012.000	13.920.000	211.932.000	198.012.000	13.920.000	198.012.000	53.389.649	13.920.000
2020104	MATERIALES	154.049.029				0	154.049.029	129.237.408	3.846.801	133.084.209	129.237.408	3.846.801	133.084.209	83.161.235	39.796.174	122.957.409	20.964.820	10.126.800
2020105	COMB. Y LUBRICANTES	281.218.279		120.000.000		0	161.218.279	98.227.628	-15.189.988	83.037.640	75.637.328	7.400.312	83.037.640	75.203.384	7.400.312	82.603.696	78.180.639	433.944
2020106	PAPELERIA	124.672.816		40.000.000		0	84.672.816	71.400.628		71.400.628	71.400.628		71,400.628	46.928.446	24.472.182	71,400.628	13,272.188	0
2020107	UTILES DE OFICINA	38.227.651				0	38,227,651	37,319,409		37,319,409	37,319,409		37,319,409	34,119,409	3,200,000	37,319,409	908,242	0
2020108	ELEMENTOS DE ASEO	39.365.335	30.000.000	8.000.000		0	61,365,335	53,556,228	-4	53,556,224	52,914,811	641,413	53,556,224	42,805,514	10,750,710	53,556,224	7,809,111	0
2020109	ROPERIA	130.371.947		68.000.000		0	62.371.947	56.439.672		56.439.672	28.956.836	27.482.836	56.439.672	28.956.836	27.482.836	56.439.672	5.932.275	27.482.836
2020111	GASTOS IMPREVISTOS	783.368				0	783.368	257.700	63.550	321.250	257.700	63.550	321.250	257.700	63.550	321.250	462.118	0
020200	ADQUISICION DE SERVICIOS	3.746.744.599																

E.S.E. HOSPITAL DEPARTAMENTAL SAN ANTONIO DE PITALITO
EJECUCION PRESUPUESTAL DE EGRESOS AL 31 DE DICIEMBRE DE 2013

CODIGO	DENOMINACION	PRESUPUESTO						COMPROMISOS			OBLIGACIONES			PAGOS			SALDO DE APROPIACION	CUENTAS POR PAGAR
		INICIAL	TRASLADOS		MODIFICACIONES		DEFINITIVO	MESES ANTERIORES	MES	TOTAL	MESES ANTERIORES	MES	TOTAL	MESES ANTERIORES	MES	TOTAL		
			CREDITO	CONTRACRE	CREDITO	CONTRAC												
4000000	GAST. OPER. COMERC. Y PREST. SERV.	15.208.286.678	2.476.281.256	896.000.000	2.323.026.835	0	19.111.594.769	17.712.123.756	773.328.146	18.485.451.902	16.611.512.849	1.873.939.053	18.485.451.902	8.289.364.851	3.019.094.914	11.308.459.765	626.142.867	4.108.599.468
4100100	GASTOS DE COMERCIALIZACION	6.717.240.771	0	800.000.000	120.000.000	0	6.037.240.771	5.760.346.034	108.677.483	5.869.023.517	5.168.850.544	700.172.973	5.869.023.517	2.133.731.282	1.274.110.247	3.407.841.529	168.217.254	2.461.181.988
4100101	PRODUCTOS FARMACEUTICOS	5.108.148.771	0	800.000.000			4.308.148.771	4.165.346.034	72.563.354	4.237.909.388	3.641.933.210	595.976.178	4.237.909.388	1.289.060.708	1.134.664.707	2.423.725.415	70.239.383	1.814.183.973
4100102	TOMOGRAFIA AXIAL	1.609.092.000	0		120.000.000		1.729.092.000	1.595.000.000	36.114.129	1.631.114.129	1.526.917.334	104.196.795	1.631.114.129	844.670.574	139.445.540	984.116.114	97.977.871	646.998.015
4100200	GASTOS PRESTACION DE SERVICIOS	3.383.843.036	904.000.000	96.000.000	0	0	4.191.843.036	4.023.050.339	97.675.369	4.120.725.728	3.513.934.922	606.790.806	4.120.725.728	1.963.722.976	509.585.272	2.473.308.248	71.117.308	1.647.417.480
4100201	MATERIAL MEDICO QUIRURG.	1.619.602.897	634.000.000				2.253.602.897	2.134.596.664	99.226.331	2.233.822.995	1.852.427.612	381.395.383	2.233.822.995	861.380.926	351.435.843	1.212.816.769	19.779.902	1.021.006.226
4100202	MATERIAL PARA LABORATORIO	954.352.974	260.000.000				1.144.352.974	1.132.407.347	11.521.350	1.143.928.697	998.877.124	145.051.573	1.143.928.697	521.621.751	42.617.054	564.238.805	424.277	579.689.892
4100203	MATERIAL PARA RAYOS X	123.800.879	0	26.000.000			97.800.879	97.175.710	0	97.175.710	97.175.710		97.175.710	37.041.433	40.656.677	77.698.110	625.169	19.477.600
4100204	GASTOS COMPLE E INTERMEDIOS	686.086.286	10.000.000		0	0	696.086.286	658.870.618	-13.072.292	645.798.326	565.454.476	80.343.850	645.798.326	543.678.866	74.875.698	618.554.564	50.287.960	27.243.762
4100300	OTROS GASTOS PRODUCCION	3.790.600.365	900.000.000		0	0	4.690.600.365	3.736.816.790	566.975.274	4.303.792.064	3.736.816.790	566.975.274	4.303.792.064	0	1.235.399.395	1.235.399.395	386.808.301	3.068.392.669
4100301	OUTSOURCING UCI 85%	3.790.600.365	900.000.000				4.690.600.365	3.736.816.790	566.975.274	4.303.792.064	3.736.816.790	566.975.274	4.303.792.064	0	1.235.399.395	1.235.399.395	386.808.301	3.068.392.669
4100500	CUENTAS POR PAGAR VIG. ANTERIOR	1.316.602.506	672.281.256		0	0	4.191.910.597	4.191.910.593	0	4.191.910.593	4.191.910.593	0	4.191.910.593	4.191.910.593	0	4.191.910.593	4	0
4100501	CUENTAS POR PAGAR VIG. ANTERIOR	1.316.602.506	672.281.256		0	0	4.191.910.597	4.191.910.593	0	4.191.910.593	4.191.910.593	0	4.191.910.593	4.191.910.593	0	4.191.910.593	4	0
C	GASTOS DE INVERSION	550.000.000	0	401.173.000	3.424.806.090	0	3.573.633.090	1.997.399.543	6.500.000	2.003.899.543	1.163.189.090	840.710.453	2.003.899.543	1.163.189.090	344.538.001	1.507.727.091	1.569.733.547	496.172.452
8000000	PROGRAMAS DE INVERSION	550.000.000	0	401.173.000	3.424.806.090	0	3.573.633.090	1.997.399.543	6.500.000	2.003.899.543	1.163.189.090	840.710.453	2.003.899.543	1.163.189.090	344.538.001	1.507.727.091	1.569.733.547	496.172.452
8001000	Formación Bruta de Capital	200.000.000	0	100.000.000	0	0	100.000.000	35.000.000	-1.500.000	33.500.000	16.750.000	16.750.000	33.500.000	16.750.000	0	16.750.000	66.500.000	16.750.000
8001001	Ampliación Capacidad Instalada	200.000.000	0	100.000.000			100.000.000	35.000.000	-1.500.000	33.500.000	16.750.000	16.750.000	33.500.000	16.750.000	0	16.750.000	66.500.000	16.750.000
8001200	PROYECTOS NACIONALES	0	0	80.000.000		0	80.000.000	80.000.000	0	80.000.000	40.000.000	40.000.000	80.000.000	40.000.000	0	40.000.000	0	40.000.000
8001201	CI-061- Ambulancia Medicalizada.			80.000.000			80.000.000	80.000.000	0	80.000.000	40.000.000	40.000.000	80.000.000	40.000.000	0	40.000.000	0	40.000.000
8001300	PROYECTOS DEPARTAMENTALES			2.890.000.000		0	2.890.000.000	1.419.982.095	0	1.419.982.095	644.021.642	775.960.453	1.419.982.095	644.021.642	340.538.001	984.559.643	1.470.017.905	435.422.452
8001301	CI-061- Ambulancia Medicalizada.			70.000.000			70.000.000	70.000.000		70.000.000	35.000.000	35.000.000	70.000.000	35.000.000	0	35.000.000	0	35.000.000
8001302	CI-077Ampliacion y Remodelacion Urgen	0		1.050.000.000			1.050.000.000	1.050.000.000		1.050.000.000	609.021.642	440.978.358	1.050.000.000	609.021.642	190.538.953	799.560.595	0	250.439.405
8001303	C.I 105 Inst. y Mante. Agua Caliente Energia solar			300.000.000			300.000.000	299.982.095		299.982.095	0	299.982.095	299.982.095	0	149.999.048	149.999.048	17.905	149.983.047
8001304	C.I 266 Dotacion de equipos medicos y biomedicos			1.470.000.000			1.470.000.000										1.470.000.000	0
8003000	PROGRAMAS DEPART. DE SALUD	100.000.000	0	60.000.000	243.208.478	0	283.208.478	243.208.478	8.000.000	251.208.478	243.208.478	8.000.000	251.208.478	243.208.478	4.000.000	247.208.478	32.000.000	4.000.000
8003920	Supervisión Proyectos de Inversión	100.000.000		60.000.000			40.000.000	0	8.000.000	8.000.000	0	8.000.000	8.000.000	0	4.000.000	4.000.000	32.000.000	4.000.000
8003950	CI- 0621 Estra preven enfer no trasm	0		243.208.478			243.208.478	243.208.478		243.208.478	243.208.478		243.208.478	243.208.478		243.208.478	0	0
8004000	GASTOS OPERATIVOS INVERSION	50.000.000	0	80.000.000	45.268.242	0	15.268.242	14.052.600	0	14.052.600	14.052.600	0	14.052.600	14.052.600	0	14.052.600	1.215.642	0
8004001	Sistemas de informacion	0		30.000.000	45.268.242		15.268.242	14.052.600		14.052.600	14.052.600		14.052.600	14.052.600		14.052.600	1.215.642	0
8004009	Capacitacion Acreditacion	50.000.000		50.000.000			0	0		0	0		0	0		0	0	0
8005000	Cuentas por pagar Vigencia Anterior	200.000.000	0	161.173.000	166.329.370	0	205.156.370	205.156.370	0	205.156.370	205.156.370	0	205.156.370	205.156.370	0	205.156.370	0	0
8005001	Cuentas por pagar Vigencia Anterior	200.000.000		161.173.000			38.827.000	38.827.000		38.827.000	38.827.000		38.827.000	38.827.000	0	38.827.000	0	0
8005002	Pasivos vigencias expiradas			166.329.370			166.329.370	166.329.370		166.329.370	166.329.370		166.329.370	166.329.370		166.329.370	0	0
	TOTAL	46.194.341.636	3.822.779.324	3.822.779.324	11.024.761.360	0	57.219.102.996	50.973.051.096	1.145.705.026	52.118.756.122	46.774.305.069	5.344.451.053	52.118.756.122	35.740.784.082	6.541.737.244	42.282.521.326	5.100.346.874	9.836.234.796


ISSI MARGARITA QUINTO HERRERA
 GERENTE (E)


CAROLINA CALDERON VALDERRAMA
 SUBGERENTE ADMINISTRATIVO Y FINANCIERO


EDGAR YOBANNY DORADO DAZA
 TECNICO ADMINISTRATIVO - PRESUPUESTO